



CZ Engineering, Inc.
Craftsmanship and Innovation

Pole Trailers

The World's Safest Pole Trailers.

White is now the standard color.



CZ12KP & CZ15KP Retracted



CZ12KP & CZ15KP Extended



CZ30KP Retracted



CZ30KP Extended

Manufactured by:
CZ Engineering, Inc.
33863 Highway E
Dixon, MO 65459
(800) 851-0444 fax(573) 759-2147
www.cze.com
CZ-Sales@cze.com

10 Things You Should Know About CZ Pole Trailers.

#1

Our **massive telescopic tongue** is made of an 8" x 8" x 1/4" sq. tube inside of an 10" x 10 x 1/4" sq. tube. That makes the tongue much stronger than that of the average pole trailer.

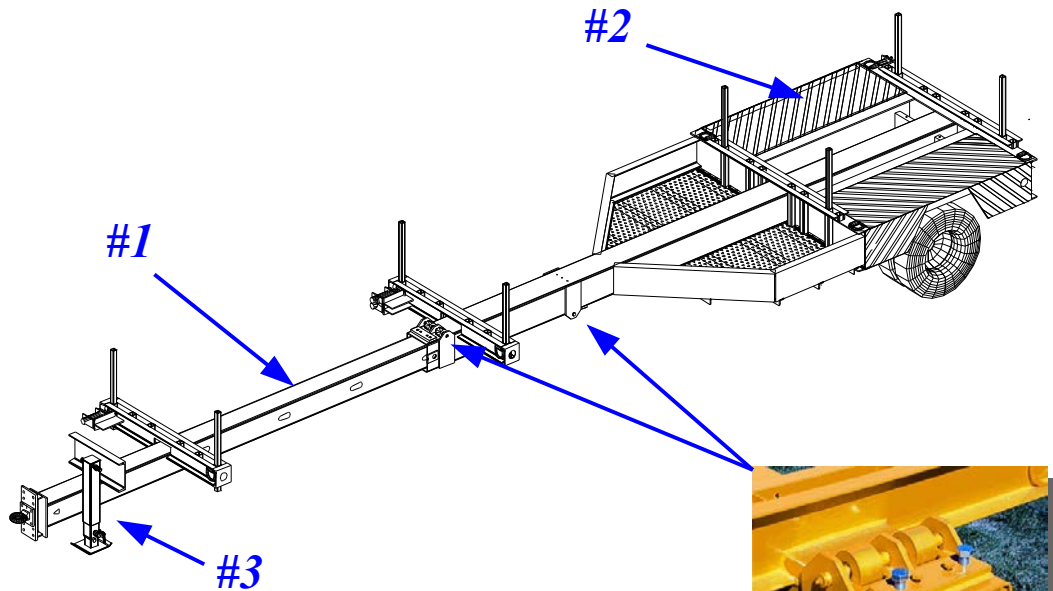
This strength is paramount in meeting one of our primary design objectives: **proper weight distribution** for safe, sway-free towing. *A properly designed pole trailer does not balance the poles over the axle!* A minimum of 10 to 15% of any trailer's gross weight should be carried on the hitch in order to maintain proper towing characteristics. Our massive tongue provides the backbone to do just that without relying on the poles as structural elements.

Not only are the large 8" and 10" tubes **less likely** to get bent, our system also provides some room for error in the event they do get a little bent. Most pole trailers have relatively tight fitting tubes, and if the tongue is bent even a little bit it becomes impossible to telescope it any longer.

Because our design results in a 3/4" air gap between the inner and outer tubes, the tongue will remain easy to telescope even if it does get bent.

#2

The **platform** functions as fenders as well as a **work bench** for rigging poles, etc. It is perfect for hauling large heavy objects, like **pad transformers**.



#3

Our **Heavy Duty 10,000 lb. Jack** has a drop foot section that retracts vertically. This system is more stable and durable than a swing up jack, so maintenance is reduced. Since the foot retracts to within just a few inches of the bottom of the tongue, clearance is optimized.




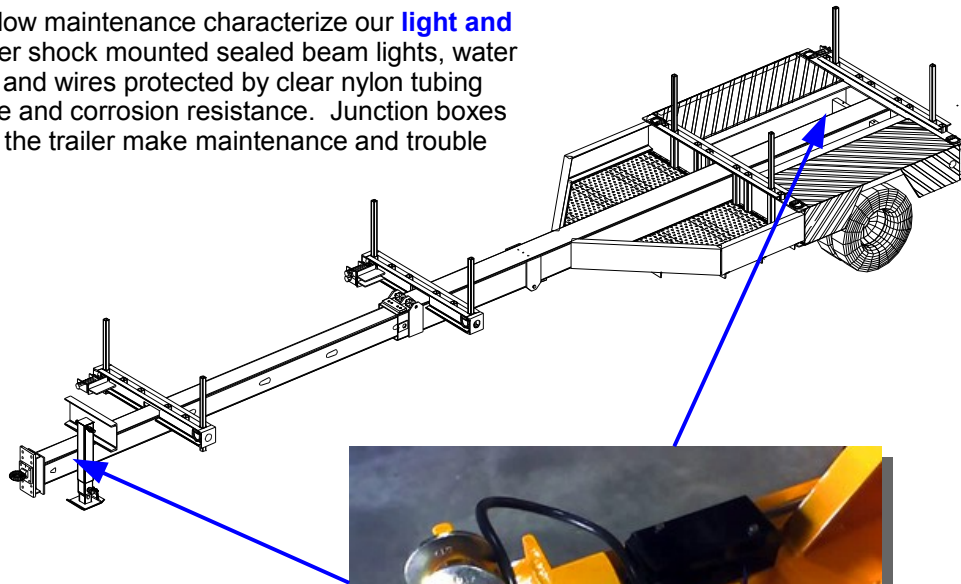
Two sets of bronze bushed steel rollers ensure easy, smooth length adjustment.

#4 CZ trailers start with **Dexter axles** – the hands-down leader in the medium axle industry. Parts for Dexter axles are readily available all over the country.




Heavy duty self adjusting electric brakes are standard. The optional **electric over hydraulic brakes** let you use your truck's existing electric brake controller and still have the advantage of smooth actuating, low maintenance hydraulic brakes. The 12,000 lb. axle is even available with **disc brakes**.

#5 Reliability and low maintenance characterize our **light and wiring system**. Rubber shock mounted sealed beam lights, water proof wire connectors, and wires protected by clear nylon tubing provide superior fatigue and corrosion resistance. Junction boxes at the front and rear of the trailer make maintenance and trouble shooting even easier.



Junction Box



#6 **Width:** CZ pole trailers are narrower than most pole trailers. Since its overall width is only 81 inches, it is more maneuverable and safer than other pole trailers. This is particularly important when you consider a CZ pole trailer's ability to haul the really long poles.


Each **bolster** location allows for a 4 foot wide surface for the poles. (6' 8" wide bolsters are also available.) Many other pole trailers give you only a saddle for the center pole, requiring you to lash other poles to the center one.

#7


Adjustment: The length of a CZ Pole Trailer can be adjusted in about 30 inch increments. At each length interval, there is an electrical socket that connects the trailer wire harness from the front section to the rear section of the trailer. This novel system eliminates the need for a troublesome cable reel or coil of wire. Down time and maintenance is thus reduced.

At each interval, there is both a large locking pin hole and a smaller locating pin hole. Using the locating pin ensures fast one man trailer length adjustment.

A plug on the rear half of the trailer and sockets at each length interval means there is no need for loose cable or a troublesome reel for the wire harness. The wire harness is contained and protected inside the trailer tongue.



Large Pin Plug & Socket
Small Pin Jam Plate



Standard length trailers have 7 length intervals.

Adjusting a CZ Pole Trailer's Length

- 1) Loosen the jam plates and pull the plug and locking pin.
- 2) Extend the trailer a little longer than the desired length.
- 3) Place the locating pin at the desired setting and back up until it bottoms out. The locking pin holes will be automatically aligned. Replace the locking pin and plug, then tighten the jam plates.

(Note: Use of the jam plates is optional, but they will eliminate rattle.)

#8

Secure Loads: Three sets of heavy duty winches use 3" wide nylon straps with about a foot of chain on the end, where the most wear occurs. D-rings are provided on the side opposite the winches; the chain ends are hooked there.

A winch bar is always available from the integral storage tube.



#9

Capacity: The CZ12KP is built to carry a LOT of poles at a time – and do so safely. The 16,000 G.V.W.R. combined with the industry's strongest tongue allows you to make the most use of your line truck's abilities. (e.g. You can transfer 3,000 to 4,000 lbs to the truck through the trailer hitch.) The CZ15KP will give you even more capacity with its 19,000 lb. G.V.W.R., and the tandem axle CZ30KP boasts a 34,000 G.V.W.R.

The CZ Advantage – Vertical Strength			The CZ Advantage – Horizontal Strength		
Tongue Tube Size	Section Modulus	CZ Strength Advantage	Tongue Tube Size	Section Modulus	CZ Strength Advantage
CZ Standard: 8 x 8 x 1/4"	17.70	(CZ Standard)	CZ Standard: 8 x 8 x 1/4"	17.70	(CZ Standard)
Competitor 1: 7 x 3 x 1/4"	7.19	246%	Competitor 1: 7 x 3 x 1/4"	4.40	402%
Competitor 2: 5 x 5 x 3/8"	8.67	204%	Competitor 2: 5 x 5 x 3/8"	8.67	204%
Competitor 3: 8 x 4 x 1/4"	10.60	167%	Competitor 3: 8 x 4 x 1/4"	7.21	245%

#10

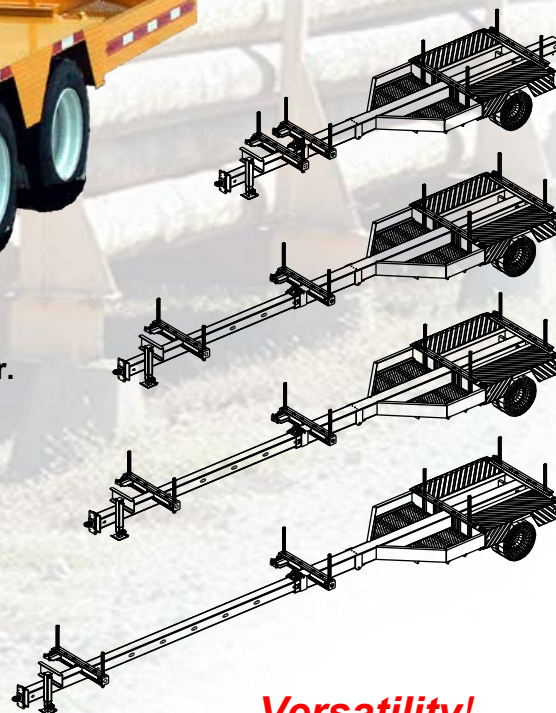
For **shiny long lasting paint jobs**, CZ trailers are painted with DuPont automotive paint. Corlar epoxy primer covered by Centari acrylic enamel would be better than the vast majority of trailer paint systems, but CZ trailers get an additional coat of DuPont **Clear Coat** for the toughest paint system available.



For even more length, the optional telescopic Extender adds up to 8 feet to the rear of the trailer.

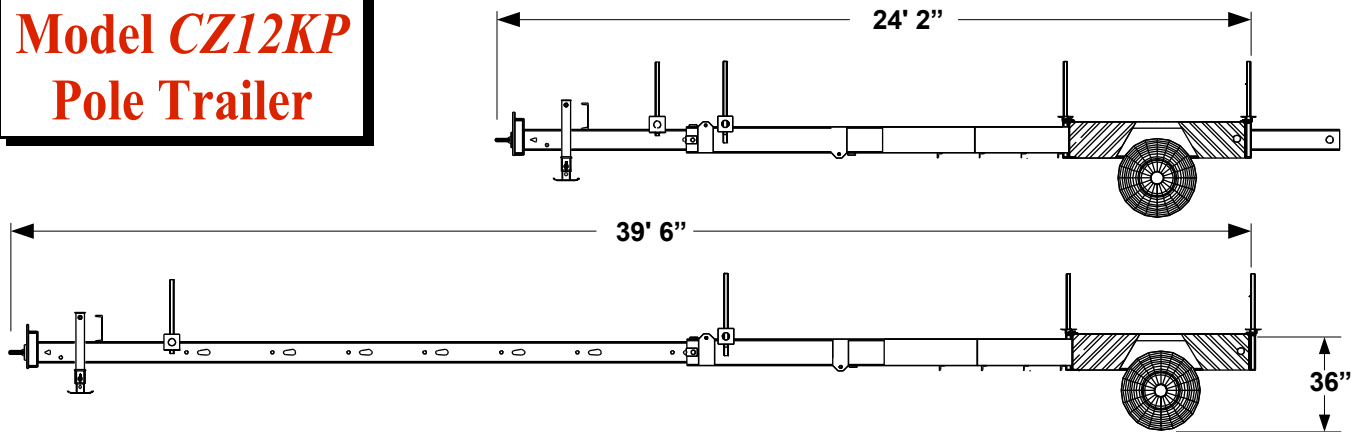


Available w/ Galvanized Finish



Versatility!

Model *CZ12KP* Pole Trailer



Specifications

Length	Extendable length from 24' 2" to 39' 6" (Additional length available)
Width	6' 9" OAL, with 4 foot wide (standard) or 6' wide bolsters
Running Gear	One 12,000 lb. dual wheel axle with oil seal hubs
Brakes	12 1/4" electric with self-charging break-away system
Landing Gear	10,000 lb. drop leg jack
Wheels	16" 8 hole disc
Tires	235/80R 16" LRE
Tongue	8" x 1/4" and 10 x 1/4" square tube; telescopes on rollers
Frame	14" WF beam and 10" channel
Coupling System	2 1/2" adjustable pintle eye
Lights	Sealed beam with waterproof wiring in nylon tubing
G.V.W.R.	16,000 lbs.
Empty Weight	4000 lbs.
Payload	Approximately 12,000 lbs.

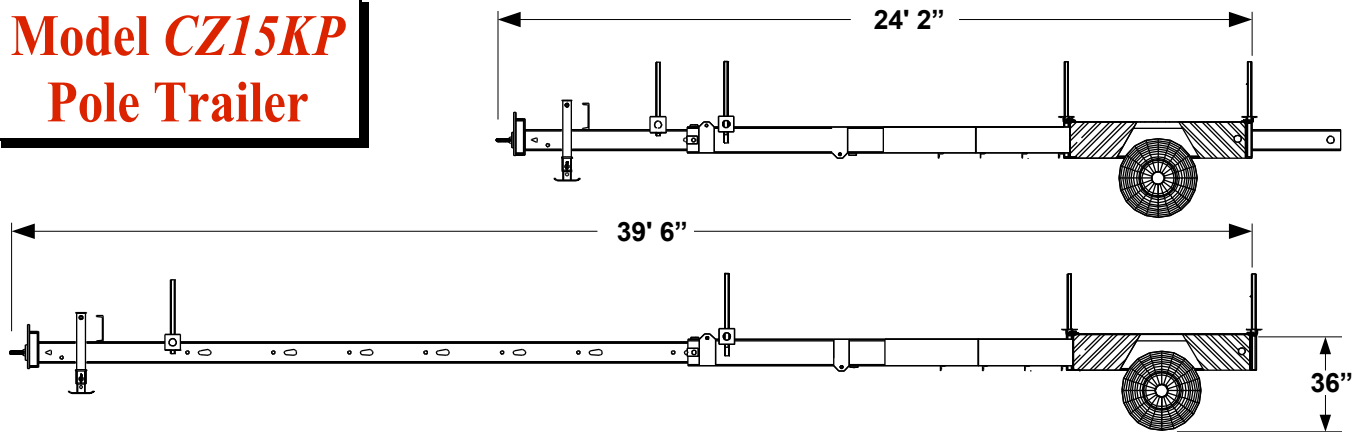
APPROXIMATE POLE CARRYING CAPACITY

30'	Class 2	14 poles
35'	Class 3	13 poles
40'	Class 3	10 poles
40'	Class 2	9 poles
45'	Class 4	9 poles
45'	Class 3	8 poles
50'	Class 3	7 poles
50'	Class 2	6 poles
60'	Class 3	5 poles
65'	Class 2	4 poles

Options

- Built-in strap winches
- Extended storage area
- Raised bolsters for sliding stanchions
- Electric over hydraulic disc brakes
- Rear telescopic 8' extender
- Portable aluminum light bar

Model *CZ15KP* Pole Trailer



Specifications

Length	Extendable length from 24' 2" to 39' 6"
	(Other configurations available)
Width	6' 9" OAL, with 4 foot wide (standard) or 6' wide bolsters
Running Gear	One 15,000 lb. dual wheel axle with oil seal hubs
Brakes	12 1/4" electric with self-charging break-away system
Landing Gear	10,000 lb. drop leg jack
Wheels	17.5 8 hole on 275mm bolt circle; disc
Tires	215/75R 17.5 16-ply rating
Tongue	8" x 1/4" and 10 x 1/4" square tube; telescopes on rollers
Frame	14" WF beam and 10" channel
Coupling System	2 1/2" adjustable pintle eye
Lights	Sealed beam with waterproof wiring in nylon tubing
G.V.W.R.	18,800 lbs. at 65 mph
Empty Weight	4050 lbs.
Payload	Approximately 15,000 lbs.

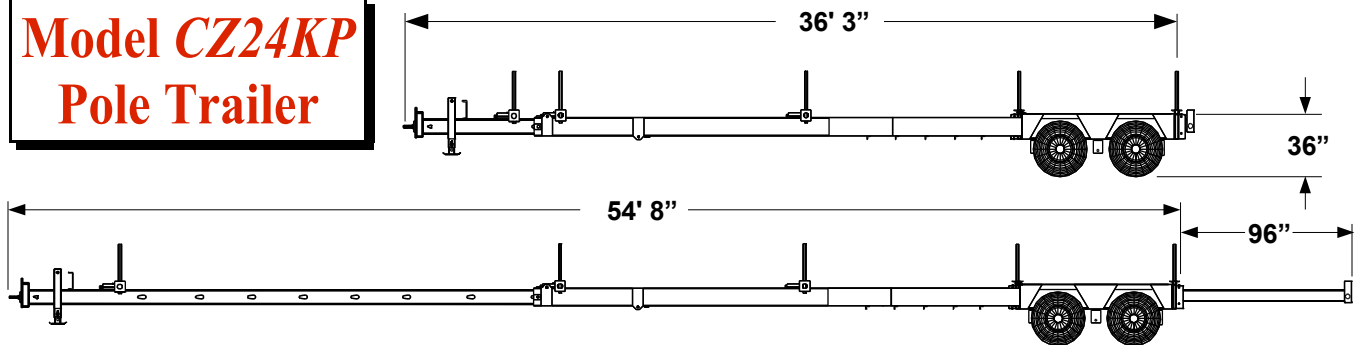
APPROXIMATE POLE CARRYING CAPACITY

30'	Class 1	14 poles
35'	Class 2	14 poles
40'	Class 3	12 poles
40'	Class 2	11 poles
45'	Class 4	12 poles
45'	Class 3	10 poles
50'	Class 3	9 poles
50'	Class 2	8 poles
60'	Class 3	7 poles
65'	Class 2	5 poles

Options

- Built-in strap winches
- Extended storage area
- Raised bolsters for sliding stanchions
- Electric over hydraulic disc brakes
- Rear telescopic 8' extender
- Portable aluminum light bar

Model CZ24KP Pole Trailer



Specifications

Length	Extendable length from 36' 3" to 54' 8" (Rear extension can add 8' to length.)
Width	6' 9" OAL, with 6 foot wide bolsters
Running Gear	Two 12,000 lb. dual wheel axles with oil seal hubs
Brakes	12 1/4" electric with self-charging break-away system
Landing Gear	10,000 lb. drop leg jack
Wheels	16" 8 hole disc
Tires	235/80R 16" LRE
Tongue	8" x 1/4" and 10 x 1/4" square tube; telescopes on rollers
Frame	14" WF beam and 10" channel
Coupling System	2 1/2" adjustable pintle eye
Lights	Sealed beam with waterproof wiring in nylon tubing
G.V.W.R.	26,000 lbs. (24,000 lbs for CZ20KP w/ 10,000 axles)
Empty Weight	5,500 lbs. Approx.
Payload	Approximately 20,500 lbs.

APPROXIMATE POLE CARRYING CAPACITY

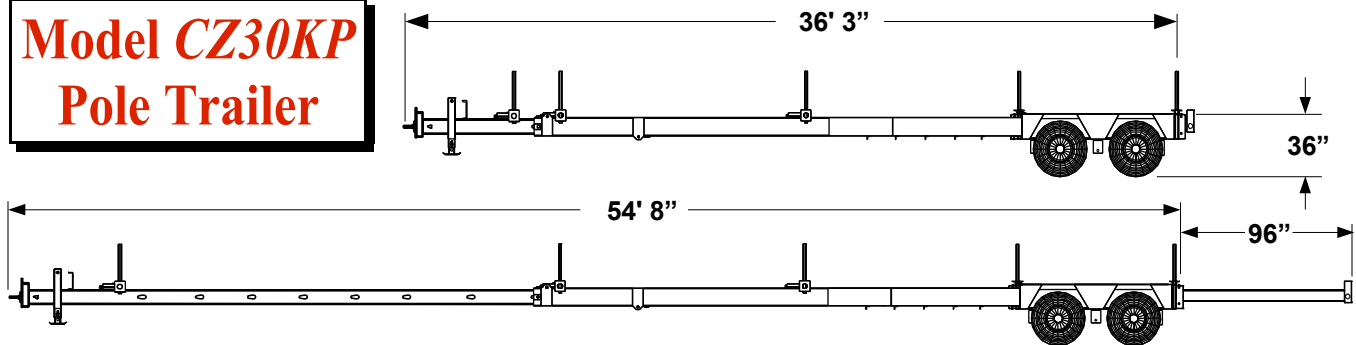
45'	Class 1	9 poles
50'	Class 1	8 poles
55'	Class 1	7 poles
60'	Class 1	6 poles
65'	Class 1	6 poles
70'	Class 1	5 poles
75'	Class 1	4 poles
80'	Class 1	4 poles

NOTE: Pole capacity is based on weight.
You may run out of room before reaching
the weight capacity.

Options

- Built-in strap winches
- Extended storage area
- Raised bolsters for sliding stanchions
- Electric over hydraulic disc brakes
- Rear telescopic 8' extender
- Portable aluminum light bar

Model CZ30KP Pole Trailer



Specifications

Length	Extendable length from 36' 3" to 54' 8" (Rear extension can add 8' to length.)
Width	6' 9" OAL, with 6 foot wide bolsters
Running Gear	Two 15,000 lb. dual wheel axles with oil seal hubs
Brakes	12 1/4" electric with self-charging break-away system
Landing Gear	10,000 lb. drop leg jack
Wheels	17.5 8 hole on 275mm bolt circle; disc
Tires	215/75R 17.5 16-ply rating
Tongue	8" x 1/4" and 10 x 1/4" square tube; telescopes on rollers
Frame	14" WF beam and 10" channel
Coupling System	2 1/2" adjustable pintle eye
Lights	Sealed beam with waterproof wiring in nylon tubing
G.V.W.R.	34,000 lbs.
Empty Weight	5,500 lbs.
Payload	Approximately 28,500 lbs.

APPROXIMATE POLE CARRYING CAPACITY

45'	Class 1	15 poles
50'	Class 1	13 poles
55'	Class 1	12 poles
60'	Class 1	11 poles
65'	Class 1	9 poles
70'	Class 1	8 poles
75'	Class 1	7 poles
80'	Class 1	6 poles

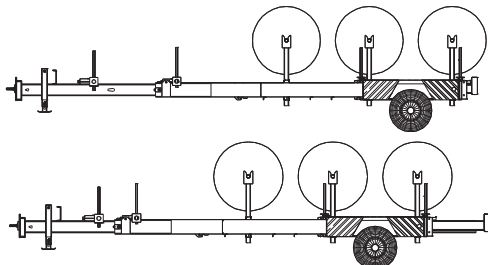
NOTE: Pole capacity is based on weight.
You may run out of room before reaching
the weight capacity.

Options

- Built-in strap winches
- Extended storage area
- Raised bolsters for sliding stanchions
- Electric over hydraulic disc brakes
- Rear telescopic 8' extender
- Portable aluminum light bar

Integral Reel Rack

From the builders of the World's Safest Pole Trailers.



Shown Fully Retracted, below.



Funnel shaped Spindle Catch.

Special Features

- Rugged, 3" square tube uprights are easily removed from their stake pockets and do not interfere with transporting poles.
- Uprights can be stored on the trailer when not in use.
- 2" schedule 80 pipe spindles (2.38" O.D.)
- Clamshell collars lock the spool in place but don't mar the spindle
- Large funnel shaped spindle catch for easy loading.
- Enhances the utility of the trailer.

Easily field configurable to carry spools in three rows (3 50" spools or up to 6 36" spools) as shown above.

Swap the position of the uprights to carry a spool on the curb side. (Right photo)





Options on this trailer:

- Wide Bolsters
- Rear Extender
- Extra Long Storage Area
- Integral Reel Racks
- Raised Bolsters
- Winches & Straps
- White Paint



Optional Rear Extender





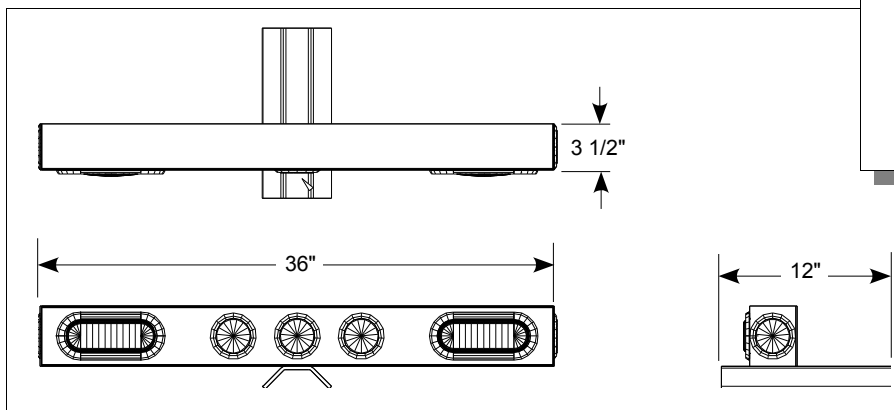
Pole End Lightbar

From the builders of the World's Safest Pole Trailers.



Special Features

- Rugged, but lightweight, all aluminum construction. (About 17 lbs.)
- Extends all the legally required lights to the end of your poles.
- 2" wide 5000 lb test ratchet and nylon strap for secure and flexible mounting.
- Sealed, shock resistant, LED lights.



CZ Pole Trailers feature tongues that are *TWICE* as strong as our competition!

Easy adjustment on bronze bushed steel rollers!

For the longest lasting, safest, and best investment in Pole Trailers, give us a call or browse

www.cze.com.

Manufactured by:
CZ Engineering, Inc.
 33863 Highway E
 Dixon, MO 65459
 (800) 851-0444 fax(573) 759-2147
www.cze.com
info@cze.com

