Judges Workshop 2010

- Egyptian Mau -

Acknowledgements

Sponsored by GEMS - Global Egyptian Mau Society
with generous help from the International Egyptian Mau Society,

and many thanks to Lovisa Johansson for her tireless work.

© Morgan-Johansson

The Egyptian Mau

The spotted cat with gooseberry green eyes

Egyptian Mau at a glance

The ideal Egyptian Mau should present an impression of a colorful, elegant and athletic cat that has a striking paint job and radiates intelligence out of gooseberry green eyes

Egyptian Mau - areas of interest

- Head structure
  - Muzzle
  - Skull structure
  - Eyes
  - Ears
- Coat - length and structure
- Pattern - what is random
- Contrast - the spectrum

Egyptian Mau - Head Structure

- While paint job is a full 45 points and is breed-defining, one can argue that the single highest point allocation in our standard is NOT pattern at 25 points, but head with 30 including eye color.
- Of course if you consider all the parts of the head separately, this is not the case… STILL 30 points on that unique head with its "worried" expression… Note that the "worried expression" is not in the standard…

Egyptian Mau Head Structure

- Slightly rounded wedge - no flat planes
- Clean lines for muzzle that flow into head without break
- Parallel lines length of nose - lend to that “worried” expression
- Profile - gentle contour with a slight rise
- Ears medium to large continuing the smooth lines of the wedge
- Eyes large almond and characteristic gooseberry green

Egyptian Mau Muzzle - 5 points

- Clean smooth lines with no pinch
- Not short
- Not pointed
- Not square/blocky
- Firm chin/strong jaw
- Penalize pointed muzzle

Muzzle

Clean and smooth

Pinchy/long and pointy

Nice length/clean lines

Long and blocky

Muzzle

Pinched and blocky

Muzzle - Pointy

Pointed

Muzzle - Front

Toys can create illusion of pinch
just as high cheekbones can deceive
the eye but not the hands

Square

Bulbous/pinchy

Muzzle - clean

- Make sure to feel for muzzle - high cheekbones will deceive the eye

Chin - Muzzle - Jaw

Nice modified wedge, strong chin/jaw

Good length, jaw/chin okay

Shorter head with strong chin/jaw

Shallow jaw - weak chin

Good length, shallow jaw

Shorter head/weak chin

Muzzle - Notes

- Need to feel for smoothness
- High cheek bones can create impression of pinch
- Stimulating with toy can cause them to push whiskers and whisker pads forward creating an unfortunate look & ruining the lines

Muzzle - putting it all together

Egyptian Mau - Skull - 5 points

- Slightly rounded wedge - soft equilateral triangle
- No flat planes
- Medium in length
- Not full-cheeked
- Profile: gentle contour - *slight* rise bridge of nose to forehead
- Parallel lines length of nose from front
- Penalize short or round head



Modified wedge

Skull - Issues

- Short/Round
- Short or “Shallow”
- Narrow/long
- Flat top head
- Straight profiles

Skull: Round/short

Skull: Round/short



Skull: Short/Shallow - Side

Modified wedge /Flat/Shallow skull - side view

Skull: Short/Shallow - front

Modified wedge /Shallow skull - front on

Skull: Short/ Shallow - top

Modified wedge front /Shallow skull - front on

Skull: Short/ Shallow - side

Modified wedge /Shallow skull - side view

Skull: Modifed wedge w Flat planes

Skull: Modifed wedge w Flat planes

Skull - Long

Skull - Narrow

Skull - Sloping

Ski slope or shovel impression that we see frequently in the ring lately

Skull - Stud Jowls

Make sure that you pull back loose skin or jowls to properly appreciate the structure of the skull

Skull - Front on

Skull - Nose parallel lines

Skull - Nose parallel lines

Skull - Profile

- Mau - Profile showing a gentle contour with slight rise from bridge of the nose to the forehead
- Aby - The **brow, cheek** and profile lines all showing a gentle contour. A slight rise from the bridge of the nose to the forehead, **which should be of good** size

Skull - Profile

- Aby description specifies gentle contours for brow and cheek while Mau does not
- Aby forehead is specified as “good size” Mau is not
- Profile on Aby is mounted in rounder more pronounced frame

Skull - Profile: issues - short head round top head

Skull - Profile

- slight rise from bridge of the nose to the forehead

Profile issues - 2 plane

Straight lines

Profile issues - 2 plane

Straight lines

Profile issues - flat

One plane - flat straight profile

Profile issues - flat

One plane - flat straight profile

Profile issues - Bump

Profile - Slight change

Profile

Good

Too straight



Eyes - shape - 5 points

- Large and alert
- Almond shaped
- *Slight* slant towards the ears
  - Corner should bisect bottom edge of ear
  - Penalize for small, round or Oriental eyes

Eye shape - Large almond

Eye shape - Almond/Round

Almond:

Round:

Eye shape - Almond/Round

Slight slant to base of ear

Eye shape - Small/close

Eye shape - Oriental

Eye shape - Oriental

Too biased and not almond

Eye - Color -10 points

- Gooseberry Green
- Preference at ALL ages for green eyes
- Allowances made for changing color up to 8 months - green ring spreads outwards
- Penalize for lack of any green in cats under 8 months
- Disqualify for lack of green in cats 18 months or over

Gooseberry green
- light yellow based green

Eye Color



Eye Color -
Green ring/borderline



Eye Color - Notes

- Breed Defining Characteristic
- Lighting can make a difference
- Toys dilate eyes making it difficult to see true color
- Look for green ring around pupil in young cats
- DQ if not fully green by 18 months

Eye - color
It can make or break

Ears - 5 points

- MEDIUM to LARGE
- Moderately pointed
- Continuing the lines of the wedge
- Slight flare
- Broad at base
- Ample width between

Ears

Ears

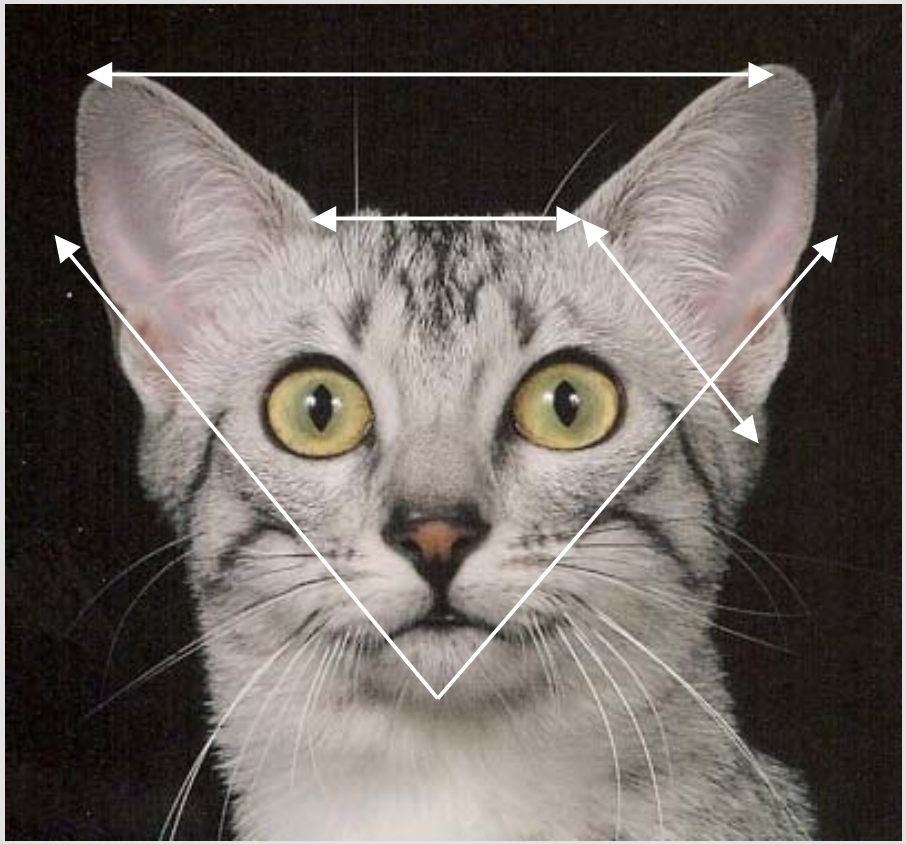

Ears

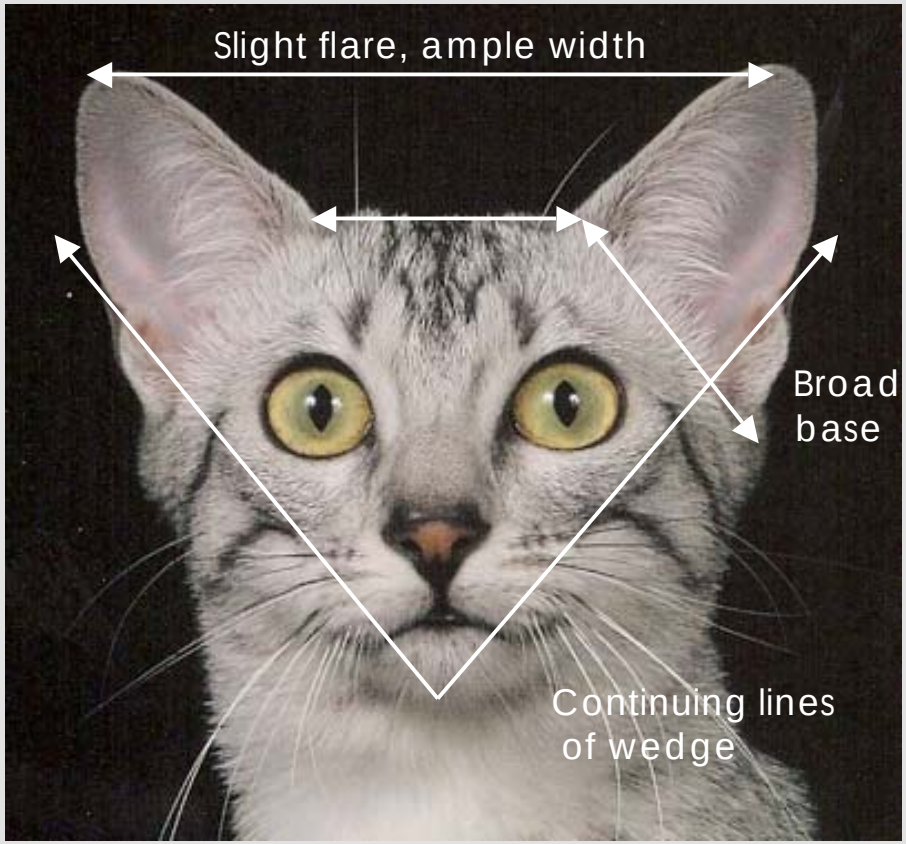
Slight flare, ample width
Broad base
Continuing lines of wedge

Ears

Ears - Issues

Small - close set breaking the line

Ears - Issues

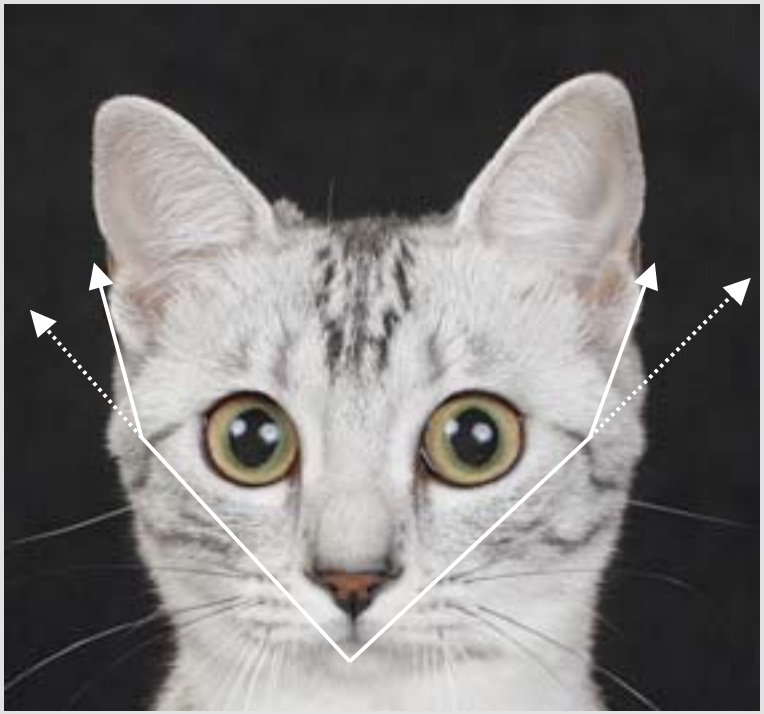

Small - upright set breaking the line

Ears - Issues

Narrow base, too close, not slightly flared

Ears - Issues

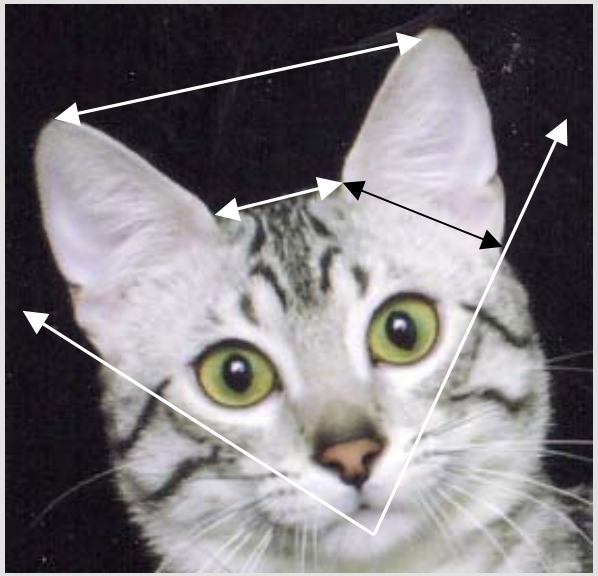

Ears - Issues

Not enough room between

Not slightly flared

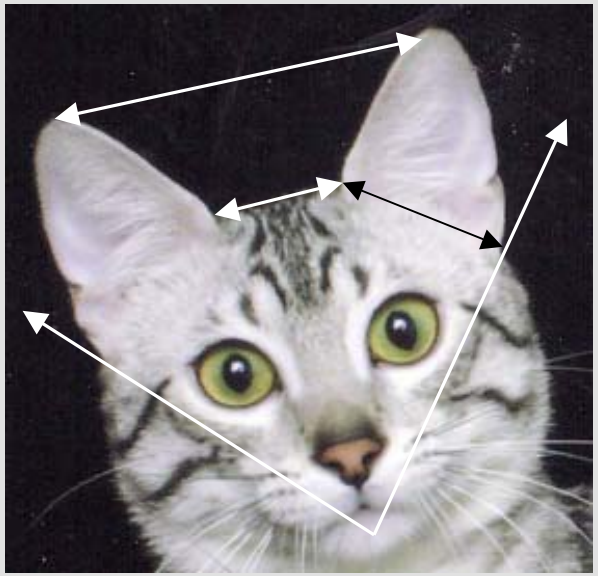

Narrow base

Ears - Issues: Small

Ears - Issues

Small well shaped ear

Ears: Issues - upright/too close

Ears - Issues

Too narrow base

Pointy/too close

Ears - Issues

Too pointed

Ears - Putting it together

Ideal 8 weeks and 8 months

Ears - Putting it together

Ears - 5 very important points

Ears - A final look

Head - Putting it all together

Coat - 5 points

- All colors medium length hair, lustrous sheen
  - Challenge is to get contrast with proper length
- Silver & Bronze: Dense and resilient long enough to accomodate multiple bands of ticking
- Smoke - Silky and fine

Coat - issues

- Too short
- Lacking density
- Wooly
- Cottony
- Coarse
- Glittered - usually texture wrong

Coat

Coat



Challenge is to get contrast and keep integrity of ticking and texture

Pattern - 25 points

- Random spots - size & shape vary
  - Spots can be small, medium or large, oblong or irregularly shaped **(arrows, blotches, oblongs,freckles etc..)**
- Shoulders transition between spots and stripes
- Belly should have vest buttons
- Ideally dorsal should be broken or have triple lines
- Look for broken necklaces

Pattern - 25 points

- Size does not matter
- Shape does not matter
- Spots need not match
- But the spots should be distinct
- Penalize pencillings - lines that run **ALL** the way from dorsal to stomach
- Penalize solid stripes on underside
- Disqualify for lack of spots

Pattern

Modified classic pattern okay

Pattern



Modified mackerel okay as long as spots do break at some point

Pattern

Modified mackerel okay as long as spots do break at some point

Pattern

Lined up okay

Note difference in contrast when view from front (left) and from back (right)

Pattern



Same cat - Note difference angles make…

Pattern

Make sure you view pattern on fully stretched cat so that you can appreciate the glory of a truly random pattern

Pattern

Large spots - open pattern

Note varying shapes - all acceptable

Pattern



Large spots - open pattern

Pattern

Medium spots - busy pattern

Pattern

Medium spots - open pattern

Pattern

Small spots - open pattern

Pattern

Small spots - busy pattern

Pattern - random: from small to big







Contrast

- Contrast mentioned in two places:
  - Color
  - Pattern
- Wide variation of acceptable for color as long as the spots are clearly visible
- In all cases the spots should be distinct from ground color

Silver

- Pale silver ground color with charcoal markings
- Nose leather brick red
- Paw pads black
- Tarnish considered a fault
- Disqualify for wrong color paw pads

Color - Silver tarnish

- Look for tarnish on head
- On rear
- Along spine line
- Along necklace or mascara lines
- All over yellow tinge

Colors - variations Silver



Bronze

- Warm “bronze” ground color with brown to black markings
- Undersides creamy ivory
- Chest/throat creamy white
- Nose leather brick red
- Paw pads black or dark brown
- Lack of warmth considered a fault
- Disqualify for wrong color paw pads

Colors - Variations Bronze

Smoke

- Pale silver ground color with all hairs tipped in black and markings JET black
- Chest/throat palest area
- Nose leather, whiskers & paw pads black
- Lack of white to pale silver ground color considered a fault
- Brownish tinge considered a fault
- Disqualify for wrong color paw pads

Colors - Variations Smoke

Colors - Contrast good





Egyptian Mau - Handling

- Keep in mind
  - They are smart
  - They are willful
  - They are stubborn
  - They love toys
  - They like things on their terms
  - They are hyper vigilant
  - They are lightening fast

Egyptian Mau - Handling

- Do's and don'ts
  - Don't put the Mau in a death grip
  - Don't challenge a Mau face to face
  - Don't stick them in front of other cats
  - Don't over stimulate with the toys
  - Don't stare them directly in the eye
  - Don't hold them up in the air to look at them
  - Don't step away from them while they are on the table

Egyptian Mau - Handling

- Do's and don'ts
  - Do use the "moveable box" - they show themselves off beautifully
  - Do use toys - they'll love you for it
  - Do talk to them - it makes a world of difference
  - Do keep two to four on the floor when possible

The Egyptian Mau

Breathtakingly beautiful when it all comes togehter